


RIGID ALUMINUM CONDUIT 铝制导线管



Features

Corrosion Resistance

Aluminum conduit resists most corrosive atmospheres and industrial environments that usually attack other types of metallic conduit. In these applications, aluminum requires no painting or replacement, resulting in considerable savings in maintenance costs.

Attractive Appearance

Aluminum won't rust or leave discoloring streaks and stains.

Non-sparking

Aluminum is non-sparking, eliminating a hazard in explosive atmospheres.

Nonmagnetic

Nonmagnetic aluminum conduit reduces power loss due to voltage drop, resulting in power savings throughout the life of installation.

Thread Protectors

Rigid Aluminum Conduit is shipped with a coupling on one end and a color-coded thread protector on the other end.

Explosion Proof

Replaces Rigid Steel in Virtually All Locations
Non-Sparking
Aluminum Conduit Meets All National Electrical Code
No Toxic Fumes

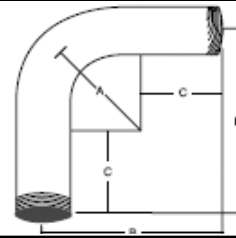
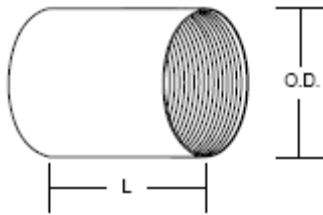


RIGID ALUMINUM
CONDUIT
E310429
HAIMEI CHINA



Tolerances and Specifications

Size	Nominal Pipe Size O.D. X Wall	Outside Diameter		Wall Thickness Minimum	Length +/- 1/4 Without Coupling	Couplings		Conduit Weight / Packaging		
		Min.	Max.			Min. Length	Nominal Wt. / 10 Pcs.	Wt/Cft.	Pcs/Bndl (Interior Bndl)	Wt. of Master Bundle
1/2"	.840" x .109"	.809"	.855"	.095"	9' 11.25"	1.562	.61 #	28.1	250 (10)	703 #
3/4"	1.050" x .113"	1.019"	1.065"	.099"	9' 11.25"	1.625	.91 #	37.4	250 (10)	935 #
1"	1.315" x .133"	1.284"	1.330"	.116"	9' 11.00"	2.000	1.25 #	54.5	200 (10)	1090 #
1-1/4"	1.660" x .140"	1.629"	1.675"	.122"	9' 11.00"	2.062	1.89 #	71.6	100 (5)	716 #
1-1/2"	1.900" x .145"	1.869"	1.916"	.127"	9' 11.00"	2.062	2.33 #	88.7	100 (5)	887 #
2"	2.375" x .154"	2.351"	2.399"	.135"	9' 11.00"	2.125	3.46 #	118.5	45 (5)	533 #
2-1/2"	2.875" x .203"	2.846"	2.904"	.178"	9' 10.50"	3.125	6.83 #	187.5	30 (0)	562 #
3"	3.500 x .216"	3.465"	3.535"	.189"	9' 10.50"	3.250	9.14 #	246.3	20 (0)	492 #
3-1/2"	4.000 x .226"	3.960"	4.040"	.198"	9' 10.25"	3.375	10.8 #	295.6	20 (0)	591 #
4"	4.500 x .237"	4.455"	4.545"	.207"	9' 10.25"	3.500	14.2 #	350.2	20 (0)	700 #
5"	5.563" x .258"	5.507"	5.619"	.226"	9' 10.00"	3.750	24.2 #	478.9	8 (0)	383 #
6"	6.625" x .280"	6.559"	6.691"	.245"	9' 10.00"	4.0	32.1 #	630.4	6 (0)	378 #



Rigid Aluminum Couplings				
Size	Standard Packaging	Nom. Wt/100 Pcs.	O.D. in Inches	Length in Inches
1/2"	100	6	1 - 5/64	1 - 9/16
3/4"	50	9	1 - 21/64	1 - 5/8
1"	50	12	1 - 9/16	2 -
1-1/4"	50	18	1 - 61/64	2 - 1/16
1-1/2"	50	23	2 - 7/32	2 - 1/16
2"	50	33	2 - 3/4	2 - 1/8
2-1/2"	25	69	3 - 9/32	3 - 1/8
3"	25	92	3 - 15/16	3 - 1/4
3-1/2"	10	105	4 - 7/16	3 - 3/8
4"	10	142	5 -	3 - 1/2
5"	5	234	6 - 19/64	3 - 3/4
6"	BULK	318	7 - 25/64	4 -

Rigid Aluminum Elbows (standard radius only)					
Size	Standard Packaging	Nom. Wt/100 Pcs.	A Inches	B Inches	C Inches
1/2"	50	26	4 -	6 - 1/2	2 - 1/2
3/4"	50	38	4 - 1/2	7 - 1/4	2 - 3/4
1"	25	64	5 - 3/4	8 - 3/8	2 - 7/8
1-1/4"	20	100	7 - 1/4	10 - 1/4	3 -
1-1/2"	10	140	8 - 1/4	11 - 7/8	3 - 5/8
2"	10	236	9 - 1/2	14 -	4 - 1/2
2-1/2"	10	400	10 - 1/2	15 - 3/4	5 - 1/4
3"	10	644	13 -	18 - 3/4	5 - 3/4
3-1/2"	5	844	15 -	21 - 3/4	6 - 3/4
4"	5	1055	16 -	23 -	7 -
5"	BULK	2350	24 -	36 -	11 -
6"	BULK	3700	30 -	42 - 1/2	12 - 1/2

Composition of Aluminum Alloy

	Percentage Limits per Industry Standards	Aluminum conduit, Typical Percentages		Percentage Limits per Industry Standards	Aluminum conduit, Typical Percentages
Copper	0.10 max *	0.02	Chromium	0.10 max.	0.01
Silicon	0.20 to 0.6	0.40	Titanium	0.10 max.	0.01
Iron	0.35 max.	0.20	Zinc	0.10 max.	0.02
Magnesium	0.45 to 0.9	0.70	Others	0.15 max	Trace
Manganese	.010 max.	0.01	Aluminum	Remainder	Remainder

* Maximum limit set by the Aluminum Association. Alloys with up to 0.40% copper are acceptable to Underwriters Laboratories, Inc. for use in rigid aluminum conduit; typical conduit uses only 0.02, or 95% less. Indalex conduit is around 0.004%, which is just a trace and considered to be copperfree.